




















Floppy's Phonics Letter and Grapheme information sheet Level 1 +

Grapheme and Mnemonic	Book	Pronunciation Phrase	Formation Phrase
	Book 1	Show your teeth and let the s hiss out ssssss ssssss	The sun is in the sky and it shines down below.
	Book 1	Open your mouth wide and make the a sound at the back of your mouth a a a	Round the apple, down the stalk.
	Book 1	Open your lips; put the tip of your tongue behind your teeth and press t t t	Down teddy's toes and across his arms
	Book 1	Bring your lips together, push them open and say p p p	Down the handle round the pan.
	Book 2	Pull your lips back and make the i sound at the back of your mouth i i i	Down the insect with a flick, dot on the top.
	Book 2	Open your lips a bit, put your tongue behind your teeth and make the nnnnn sound nnnnn	Down, up, over the net, flick.

Floppy's Phonics Letter and Grapheme information sheet Level 1 +

 <p>m man</p>	Book 2	Put your lips together and make the mmmm sound mmmm	Down up and over, up and over flick.
 <p>d dog</p>	Book 2	Put your tongue to the top and front of your mouth and make a quick d sound d d d	Round like an 'a' up, up, down flick.
 <p>g gate</p>	Book 3	Press the middle of your tongue to the top and back of your mouth; push your tongue down and forward to make the g sound g g g	Round the lock, open the gate.
 <p>o octopus</p>	Book 3	Make your mouth into round shape and say o o o	Start at the top go all the way round, stop.
 <p>c cat</p>	Book 3	Open your mouth into a little smile; make your tongue flat and move it up towards the top of your mouth to say c c c	Curl around the cat's tail.
 <p>k key</p>	Book 3	Open your mouth into a little smile; make your tongue flat and move it up towards the top of your mouth to say k,k,k	Down the key, kick up, flick.
 <p>e egg</p>	Book 4	Open your mouth wide and say e e e	Chop off the top, scoop out the egg.

Floppy's Phonics Letter and Grapheme information sheet Level 1 +

 <p>u umbrella</p>	Book 4	Open your mouth wide and say u u u	Down comes the rain, up goes the umbrella, back to the puddle.
 <p>r rabbit</p>	Book 4	Show me your teeth to ma_e a rrrrr sound rrrrr rrrrr	Down, up and over.
 <p>h hat</p>	Book 5	Open your mouth and breathe out sharply h h h	Down comes your hat and over your head.
 <p>b bone</p>	Book 5	Put your lips together and say b as you open them b b b	Down the bone for Floppy.
 <p>f fish</p>	Book 5	Open your lips a little; put your teeth on your bottom lip and push the air out to make the sound fffff fffff	Swim down the river, cross the bridge.
 <p>l lion</p>	Book 6	Open your mouth a little; put your tongue up to the top of your mouth, behind your teeth, and press lllll lllll	Long, lion's tail, swish.